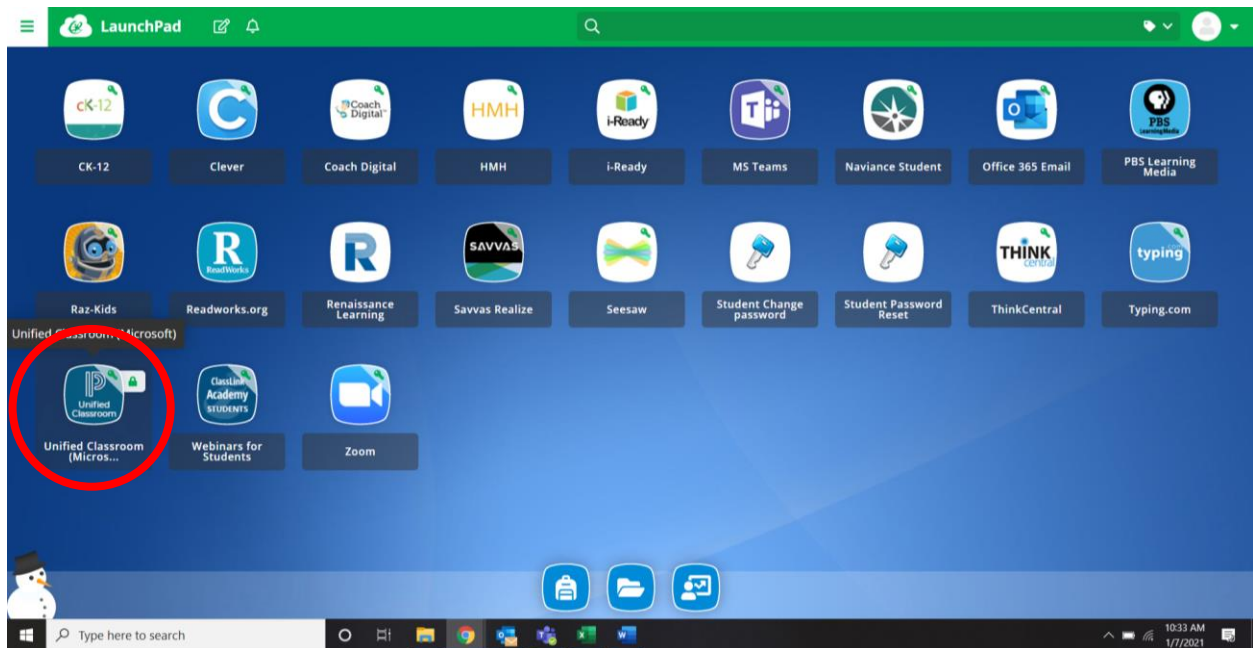
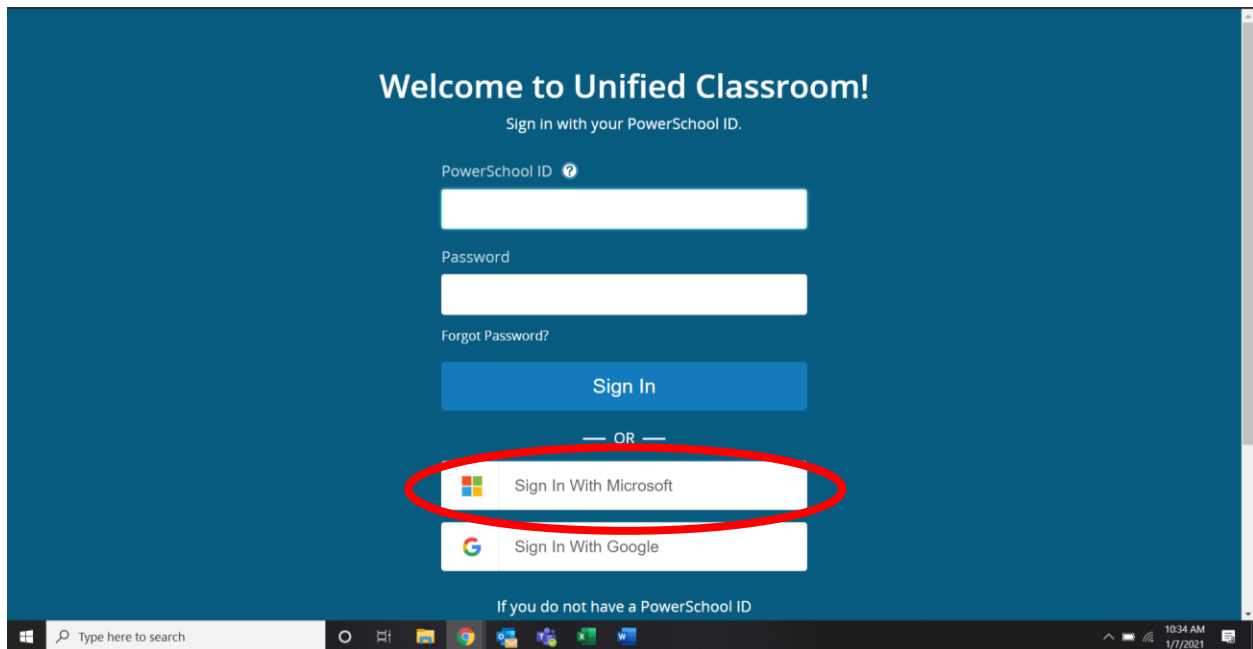


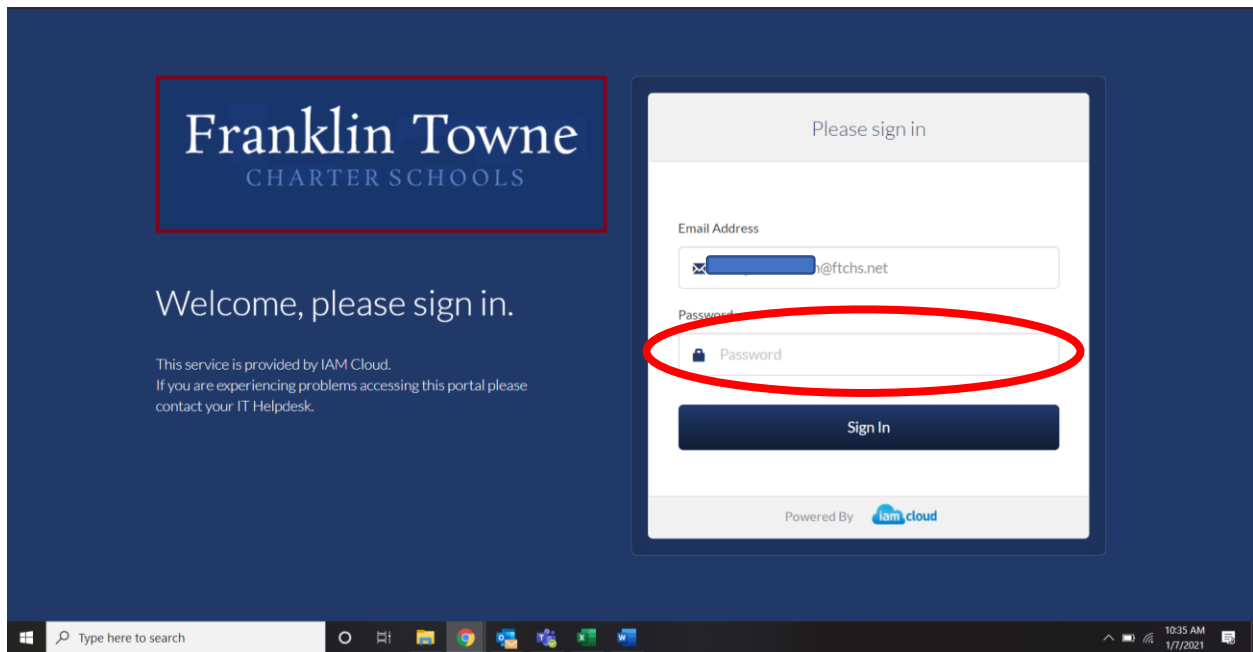
1. Log into Class Link and click on Unified Classroom.



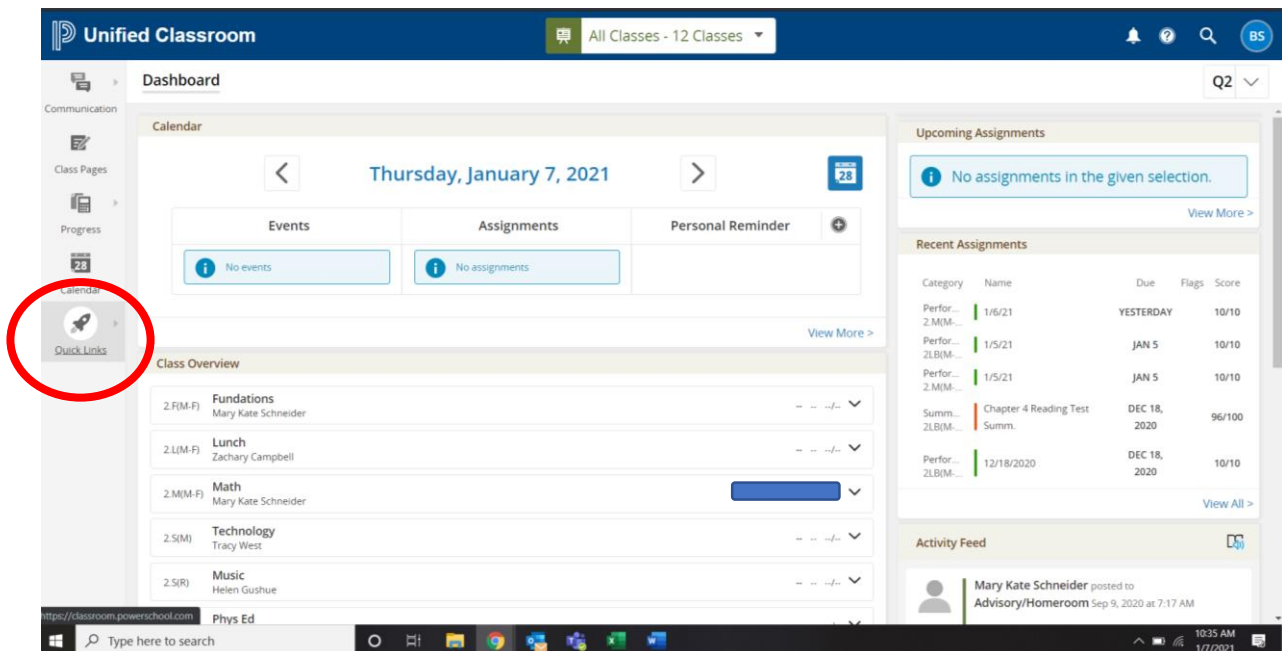
2. Click on SIGN IN WITH MICROSOFT.



3. Enter STUDENT NAME if it does not automatically populate and STUDENT PASSWORD.



4. Once in Power School, click on QUICK LINKS on the left hand side.



5. Then, click the MAIN PORTAL PAGE link.

The screenshot shows the PowerSchool Unified Classroom interface. The left sidebar contains a list of links, with 'Main Portal Page' circled in red. The main content area displays the date 'Thursday, January 7, 2021' and sections for 'Assignments' and 'Personal Reminder'. The right sidebar shows 'Upcoming Assignments' and 'Recent Assignments'.

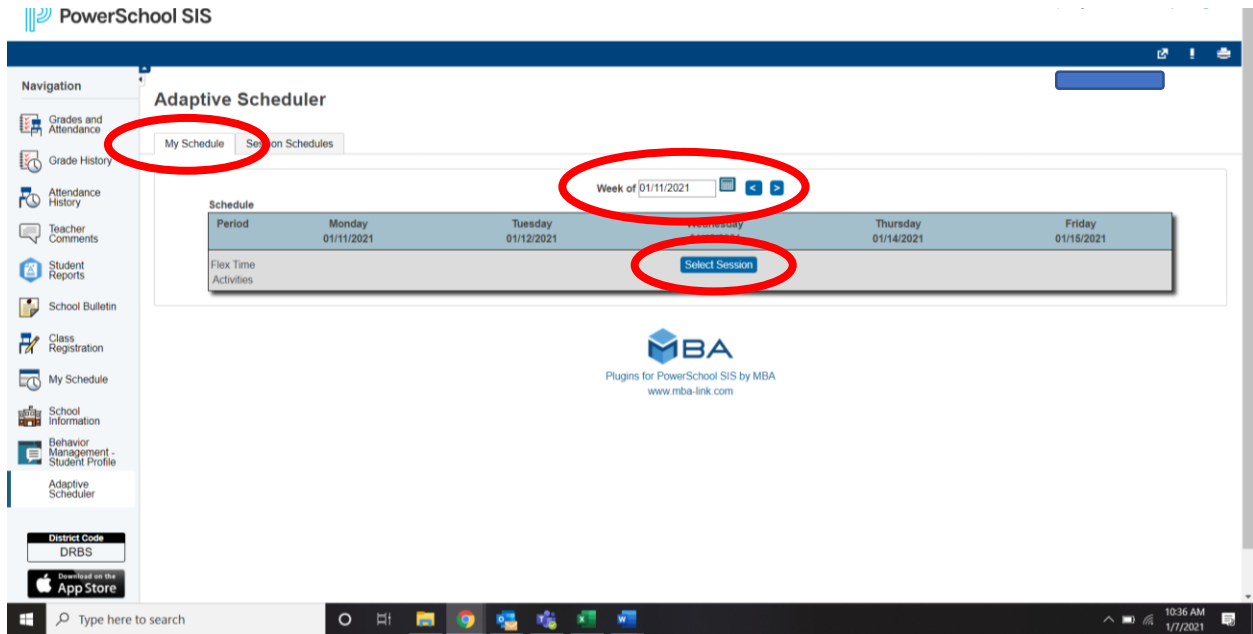
Category	Name	Due	Flags	Score
Perfor...	1/6/21	YESTERDAY		10/10
2.M(M...				
Perfor...	1/5/21	JAN 5		10/10
2LB(M...				
Perfor...	1/5/21	JAN 5		10/10
2.M(M...				
Summ...	Chapter 4 Reading Test	DEC 18, 2020		96/100
2LB(M...	Summ.			
Perfor...	12/18/2020	DEC 18, 2020		10/10
2LB(M...				

6. On the bottom left, click on ADAPTIVE SCHEDULER.

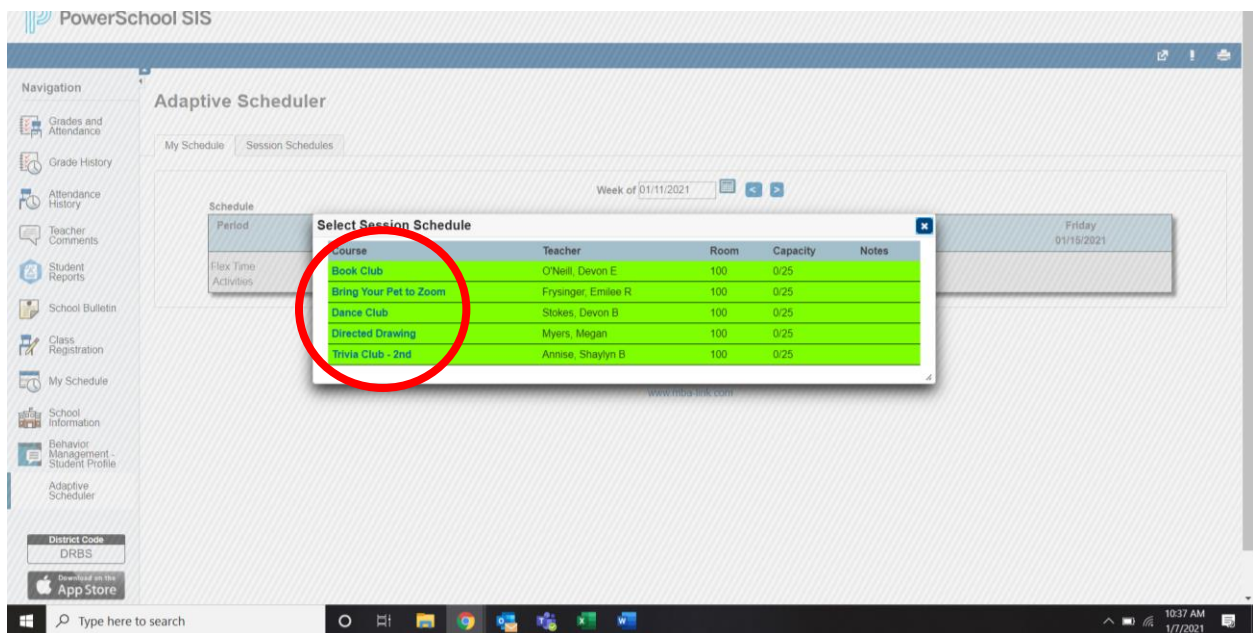
The screenshot shows the PowerSchool SIS interface. The left sidebar contains a list of links, with 'Adaptive Scheduler' circled in red. The main content area displays a table for 'Grades and Attendance: Smith, Benjamin I'.

Exp	Last Week					This Week					Attendance By Class	
	M	T	W	H	F	M	T	W	H	F	Course	
2.S(T,F)											Phys Ed Email Apriceno, Kyle - Rm: GYM	
2.S(W)											Spanish Email Dzwonar, Hanne - Rm: 008	
2.S(M)											Technology Email West, Tracy - Rm: 018	
2.S(R)											Music Email Gushue, Helen - Rm: Music	
2.F(M-F)											Foundations Email Schneider, Mary Kate - Rm: 110	
2.M(M-F)											Math Email Schneider, Mary Kate - Rm: 110	
2.L(M-F)											Lunch Email Campbell, Zachary - Rm: Cafe	
2LB(M-F)											Written Communication Email Schneider, Mary Kate - Rm: 110	
2LB(M-F)											Reading & Language Arts Email Schneider, Mary Kate - Rm: 110	
2SC(M-R)											Social Studies Email Schneider, Mary Kate - Rm: 110	

7. Make sure you are in the correct week! You might have to switch it to the next week by clicking on the right arrow.
  - a. Be certain you are under MY SCHEDULE and NOT session schedules.
8. Then, click SELECT SESSION.



9. Click the Course you wish to join for the Wednesday Flex Activity. You can only pick one!



10. If you did it correctly, it will populate to your student calendar like this.

The screenshot shows the PowerSchool SIS Adaptive Scheduler interface. The left sidebar contains a navigation menu with options like Grades and Attendance, Grade History, Attendance History, Teacher Comments, Student Reports, School Bulletin, Class Registration, My Schedule, School Information, Behavior Management - Student Profile, and Adaptive Scheduler. The main content area is titled 'Adaptive Scheduler' and shows a weekly schedule for the week of 01/11/2021. A red circle highlights a green box labeled 'Directed Drawing' by Myers, Megan, with a duration of 100 minutes. The interface also includes a 'Clear' button and a 'BA' logo at the bottom.

Period	Monday 01/11/2021	Tuesday 01/12/2021	Wednesday 01/13/2021	Thursday 01/14/2021	Friday 01/15/2021
Flex Time Activities			Directed Drawing Myers, Megan 100		

11. If you have any trouble with this process, please email one of the Deans or your student's homeroom teacher.

- Dean of Students K to 4 – Mr. Campbell [zcampbell@franklintowne.org](mailto:zcampbell@franklintowne.org)
- Dean of Students 5 to 8 – Mr. Smith [tsmith@franklintowne.org](mailto:tsmith@franklintowne.org)